

Intelligent Adiabatic Evaporative System

ALDHAIF

Usama, Mechanical Eng. Trainer Public
Authority for Applied Education & Training Kuwait

Abstract :- An intelligent adiabatic evaporative system is a cooling system that uses evaporative cooling technology combined with adiabatic cooling to provide an energy-efficient and environmentally-friendly cooling solution. This type of system is designed to be cost-effective, high-performing, and sustainable, making it an attractive option for companies looking to reduce their energy consumption and carbon footprint. The system uses advanced digital controls to optimize the cooling process and reduce energy waste, ultimately, the cost-effectiveness of an adiabatic evaporative system will depend on the specific application and the unique conditions of each installation. A detailed cost-benefit analysis should be performed to determine whether an adiabatic evaporative system is a cost-effective option for a particular project. While its use of water as a cooling medium makes it a renewable and zero-emission solution. This paper provides an overview of the intelligent adiabatic evaporative system, including its components, how it works, and its goals. It also discusses the benefits of this system, including its energy efficiency, sustainability, and cost-effectiveness, and its wide range of applications.

I. INTRODUCTION

An intelligent adiabatic evaporative system is a type of cooling system that uses evaporative cooling technology to cool a space or process. This system is designed to be energy-efficient and environmentally-friendly, making it a popular choice for companies looking to reduce their energy consumption and carbon footprint.

Intelligent adiabatic evaporative systems work by combining evaporative cooling technology with adiabatic cooling. Evaporative cooling works by evaporating water into the air, which absorbs heat and lowers the temperature of the air. Adiabatic cooling, on the other hand, is the process of lowering the temperature of air without adding moisture. This is achieved by passing the warm air through a heat exchanger that uses water to lower the temperature of the air.fig(1)

An intelligent adiabatic evaporative system uses advanced digital controls to optimize the cooling process and reduce energy waste. The controls adjust the water flow and fan speed to match the cooling load, ensuring that the system operates at maximum efficiency. The system is also designed to be environmentally-friendly and sustainable,

using water as a cooling medium, which is a renewable resource, and producing zero emissions.

However, in more humid climates, the amount of cooling that can be achieved with adiabatic evaporative systems is limited. This is because the air is already saturated with moisture, and the evaporation of water will not have as much of a cooling effect. In some cases, the use of adiabatic evaporative systems in humid climates can actually increase the humidity of the air, making the environment more uncomfortable.

Overall, an intelligent adiabatic evaporative system is a high-performance, energy-efficient, and environmentally-friendly cooling solution that can meet the cooling needs of a wide range of applications while minimizing its environmental impact and operating costs.fig(2).

II. PROCESS

The process for an intelligent adiabatic evaporative system typically involves the following steps:

- Air is drawn into the system from outside the building.
- The air passes through a series of filters to remove any particulate matter or contaminants.
- The air is cooled by passing it over a heat exchanger that is cooled by water from a cooling tower. The heat exchanger may use a spray of water to cool the air, or the air may pass over a surface that is wetted by water.
- If the air is not yet at the desired humidity level, it may be further humidified by passing it over a wetted surface or through a humidifier.
- The cooled and humidified air is then distributed through the building's ductwork to cool and dehumidify the indoor air.
- The warm water from the cooling tower is then cooled using an adiabatic evaporative process. This involves spraying water into the air stream as it passes over a heat exchanger, which cools the water through the process of evaporative cooling.
- The cooled water is then recirculated to the heat exchanger to cool the air again, and the cycle repeats.
- The intelligent aspect of the system may come in the form of sensors that measure the temperature, humidity, and other conditions in the building and adjust the operation of the system accordingly. For example, the system may increase or decrease the amount of humidification or adjust the fan speed based on the measured conditions. This can help optimize the system's performance and efficiency.

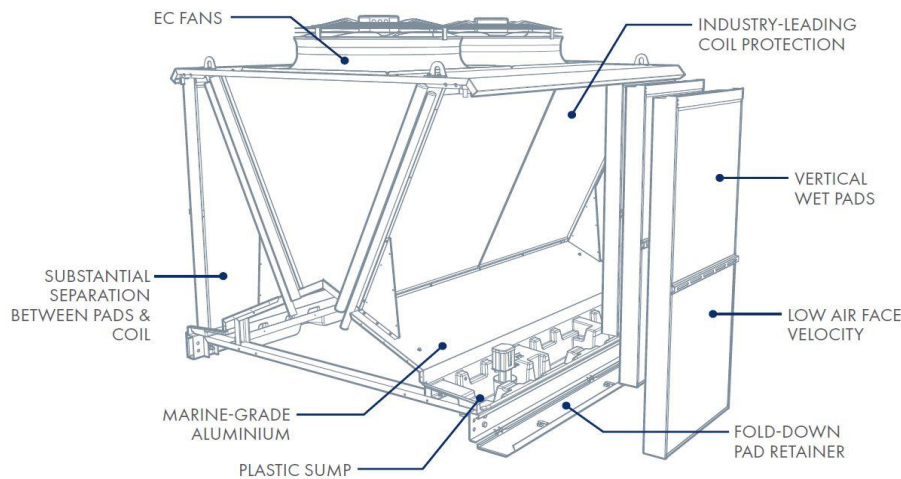


Fig. 1: Intelligent adiabatic evaporative pre cooling system Smart cooling

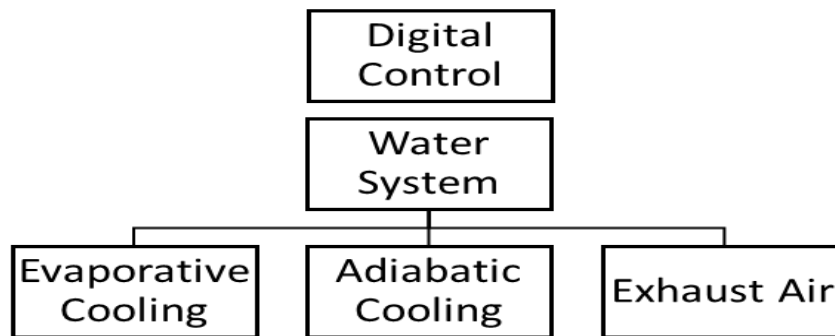


Fig. 2: Intelligent system blocks

III. QUATIONS

Performing a calculation for an adiabatic evaporative system requires several inputs such as the wet-bulb temperature, dry-bulb temperature, airflow rate, and water flow rate. The following steps can be taken to perform the calculation:

- Determine the wet-bulb temperature and dry-bulb temperature of the incoming air to the system.
- Calculate the difference between the dry-bulb temperature and wet-bulb temperature, also known as the wet-bulb depression.
- Determine the airflow rate, which is usually measured in cubic feet per minute (CFM) or cubic meters per second (CMS).
- Calculate the water flow rate required to maintain a constant temperature of the air leaving the system. This is typically measured in gallons per minute (GPM) or liters per second (LPS).
- Determine the efficiency of the system by comparing the temperature of the air leaving the system to the wet-bulb temperature of the incoming air.

The specific equations used to perform these calculations may vary depending on the particular adiabatic evaporative

system being analyzed. It's important to consult the manufacturer's specifications and any applicable industry standards to ensure accurate calculations.

There are several equations that are important for understanding the performance and efficiency of an intelligent adiabatic evaporative system. Here are some key equations:

A. Wet Bulb Temperature (T_{wb}) equation:

$$T_{wb} = T_{db} * \arctan[0.151977 * (rh + 8.313659)^{0.5}] + \arctan(T_{db} + rh) - \arctan(rh - 1.676331) + 0.00391838 * (rh)^{1.5} * \arctan(0.023101 * rh) - 4.686035$$

Where:

T_{db} = dry bulb temperature (°C)
rh = relative humidity (%)

B. Enthalpy (H) equation:

$$H = 1.01 * T_{db} + 1.88 * T_{wb} * (1 - rh/100)$$

Where:

T_{db} = dry bulb temperature (°C)
T_{wb} = wet bulb temperature (°C)
rh = relative humidity (%)

C. Evaporative Cooling Capacity (EC) equation:

$$EC = 4.5 * CFM * (H1 - H2)$$

Where:

CFM = air flow rate (cubic feet per minute)

H1 = enthalpy of inlet air (kJ/kg)

H2 = enthalpy of outlet air (kJ/kg)

D. Adiabatic Cooling Capacity (AC) equation:

$$AC = 1.08 * CFM * (T1 - T2)$$

Where:

CFM = air flow rate (cubic feet per minute)

T1 = temperature of inlet air (°C)

T2 = temperature of outlet air (°C)

E. Total Cooling Capacity (TCC) equation:

$$TCC = EC + AC$$

Where:

EC = evaporative cooling capacity (kW)

AC = adiabatic cooling capacity (kW)

These equations are used to calculate various parameters related to the performance and efficiency of an intelligent adiabatic evaporative system. They help in designing and optimizing the system for different cooling loads and environmental conditions.

As an example calculation for an adiabatic evaporative system:

Assuming the following parameters:

Dry-bulb temperature: 35°C

Wet-bulb temperature: 22°C

Relative humidity: 30%

Airflow rate: 10,000 m³/h

Water flow rate: 200 L/h

We want to calculate the following:

The cooling capacity of the adiabatic evaporative system

The effectiveness of the adiabatic evaporative system

Solution:

Calculate the enthalpy of the air at the inlet and outlet of the adiabatic evaporative system using psychometric charts or equations:

At inlet: $h1 = 48$ kJ/kg (from dry-bulb and wet-bulb temperatures)

At outlet: $h2 = 32.4$ kJ/kg (from dry-bulb temperature and adiabatic cooling)

Calculate the cooling capacity of the adiabatic evaporative system:

$$Q = m_{\text{dot air}} * (h1 - h2) * 3600 = 10,000 * (48 - 32.4) * 3600 = 561,600 \text{ kJ/h}$$

Calculate the wet-bulb temperature depression:

$$T_{\text{wb depression}} = T_{\text{wb inlet}} - T_{\text{wb outlet}} = 22 - 19.5 = 2.5^\circ\text{C}$$

Calculate the effectiveness of the adiabatic evaporative system:

$$\epsilon = (T_{\text{wb inlet}} - T_{\text{wb outlet}}) / (T_{\text{db inlet}} - T_{\text{wb outlet}}) = 2.5 / (35 - 19.5) = 0.163$$

Therefore, the cooling capacity of the adiabatic evaporative system is 561,600 kJ/h and the effectiveness of the adiabatic evaporative system is 0.163.

IV. ASSUMPTION CALCULATIONS AS CASE STUDY

To calculate the performance of an adiabatic evaporative system as a case study, several parameters need to be considered, such as:

- Outdoor temperature and humidity
- Indoor temperature and humidity requirements
- System airflow rate
- Water flow rate and quality
- Heat exchanger effectiveness
- Fan power consumption

Based on these parameters, the following calculations can be performed:

- Determine the required cooling capacity based on the indoor temperature and humidity requirements.
- Calculate the wet-bulb temperature of the outdoor air using the psychometric chart.
- Determine the required airflow rate based on the cooling load and the wet-bulb temperature of the outdoor air.
- Determine the water flow rate based on the airflow rate and the desired evaporative cooling effectiveness.
- Calculate the required heat exchanger effectiveness to achieve the desired indoor temperature and humidity conditions.
- Determine the power consumption of the fans based on the airflow rate and the pressure drop across the system.

By performing these calculations, the performance of an adiabatic evaporative system can be evaluated and optimized for maximum efficiency and cost-effectiveness.

Let's assume we have a building with a cooling load of 100 tons and an outdoor design condition of 95°F dry bulb temperature and 75°F wet bulb temperature. We will use an adiabatic evaporative cooling system to meet this cooling load.

First, we need to calculate the design conditions for the adiabatic cooling system. The adiabatic process adds moisture to the air, so the wet bulb temperature will increase while the dry bulb temperature will stay the same. Let's assume we want to maintain an indoor temperature of 75°F dry bulb and 50% relative humidity.

Using a psychrometric chart, we can find that the corresponding indoor wet bulb temperature is approximately 59°F. We can then use a wet bulb depression factor to calculate the adiabatic design wet bulb temperature:

$$\begin{aligned} \text{Adiabatic wet bulb temperature} &= \text{indoor wet bulb temperature} - \text{wet bulb depression} \\ \text{Adiabatic wet bulb temperature} &= 59^\circ\text{F} - 20^\circ\text{F} \\ \text{Adiabatic wet bulb temperature} &= 39^\circ\text{F} \end{aligned}$$

Now we have the design conditions for the adiabatic cooling system: 95°F dry bulb temperature and 39°F wet bulb temperature.

Next, we need to calculate the required water flow rate for the adiabatic system. The water flow rate depends on the cooling load and the effectiveness of the adiabatic pads. Let's assume an effectiveness of 80%:

$$\begin{aligned} \text{Water flow rate} &= \text{cooling load} / (\text{specific heat of water} \times \text{density of water} \times \text{effectiveness} \times (\text{adiabatic dry bulb temperature} - \text{outdoor dry bulb temperature})) \\ \text{Water flow rate} &= 100 \text{ tons} \times 12,000 \text{ Btu/ton} / (1 \text{ Btu/lb}^\circ\text{F} \times 62.4 \text{ lb/ft}^3 \times 0.8 \times (95^\circ\text{F} - 75^\circ\text{F})) \\ \text{Water flow rate} &= 29.4 \text{ gpm} \end{aligned}$$

We also need to consider the power consumption of the adiabatic system. This includes the power required for the water pump, the fan, and any controls. Let's assume a total power consumption of 5 kW:

$$\begin{aligned} \text{Energy cost} &= \text{power consumption} \times \text{hours of operation} \times \text{cost of electricity} \\ \text{Energy cost} &= 5 \text{ kW} \times 8 \text{ hours/day} \times \$0.15/\text{kWh} \end{aligned}$$

$$\text{Energy cost} = \$6.00/\text{day}$$

Finally, we can compare the operating cost of the adiabatic system to that of a traditional mechanical cooling system, such as a chiller. Let's assume a chiller with a COP of 3.0 and an electricity cost of \$0.15/kWh:

$$\text{Chiller operating cost} = \text{cooling load} / \text{COP} \times \text{cost of electricity}$$

$$\text{Chiller operating cost} = 100 \text{ tons} \times 12,000 \text{ Btu/ton} / 3.0 \times \$0.15/\text{kWh}$$

$$\text{Chiller operating cost} = \$2,400/\text{day}$$

In this example, the adiabatic system would have an operating cost of \$6.00/day, while the chiller system would have an operating cost of \$2,400/day. This shows that adiabatic cooling can be a cost-effective alternative to traditional mechanical cooling systems, especially in dry climates with low humidity.

V. IMPROVING THE EFFICIENCY

The latest advances in adiabatic evaporative systems beyond that point. However, generally speaking, the most advanced adiabatic evaporative systems are those that incorporate intelligent controls and monitoring systems to optimize their performance and energy efficiency. This includes features such as automated sensors, variable speed drives, and advanced control algorithms that can adapt to changing ambient conditions and cooling load demands. Some systems also incorporate advanced filtration and water treatment technologies to ensure clean and safe operation, as well as minimize water consumption and maintenance requirements. Other advancements in adiabatic cooling technology include the use of innovative materials and design techniques to enhance heat transfer and reduce pressure drop, as well as the integration of renewable energy sources such as solar and wind power to further reduce energy consumption and environmental impact.(Fig 3) ,(fig 4)

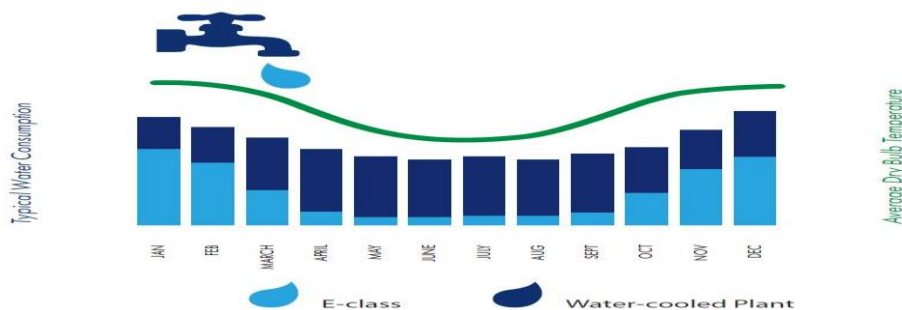


Fig. 3: Water per month consumption

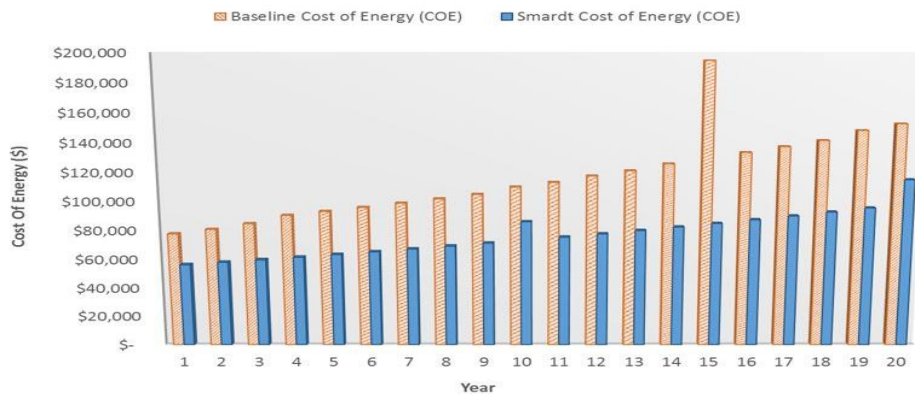


Fig. 4: Energy consumption

VI. ADVANTAGES

Intelligent adiabatic evaporative systems can also help to save money in several ways:

- **Energy savings:** Intelligent adiabatic evaporative systems consume less energy compared to conventional air conditioning systems, resulting in lower electricity bills and operational costs.
- **Reduced maintenance costs:** The use of high-efficiency nozzles and automated controls can reduce maintenance costs by minimizing the need for manual intervention and reducing wear and tear on system components.
- **Water savings:** By using water more efficiently and recycling it when possible, the system can reduce water usage and associated costs.
- **Improved productivity:** Intelligent adiabatic evaporative systems can help to create a comfortable and healthy indoor environment, leading to improved productivity and reduced absenteeism among employees.
- **Rebates and incentives:** Many governments and utilities offer rebates and incentives for the installation of energy-efficient and sustainable HVAC systems, which can help to offset the upfront costs of implementing an intelligent adiabatic evaporative system.

By considering these factors and conducting a cost-benefit analysis, it is possible to determine the potential savings associated with an intelligent adiabatic evaporative system and make an informed decision about whether to implement this technology.

VII. DISADVANTAGES

The disadvantages of intelligent adiabatic evaporative systems include:

- **High initial cost:** The cost of installing an intelligent adiabatic evaporative system can be higher than traditional cooling systems, which can be a barrier to adoption for some customers.
- **Water consumption:** Intelligent adiabatic evaporative systems require water to operate, which can be a concern in water-scarce areas or regions with limited access to clean water.

Additionally, the water used in these systems must be treated to prevent the growth of bacteria and other microorganisms, which can lead to maintenance and operating costs.

- **Maintenance requirements:** Adiabatic cooling systems require regular maintenance to ensure optimal performance and prevent the buildup of minerals and other deposits that can reduce efficiency and cause system failure.
- **Limited effectiveness in hot and humid climates:** Adiabatic cooling is most effective in dry climates, where the humidity is low. In hot and humid climates, the cooling capacity of adiabatic systems may be limited, and the system may need to rely more heavily on traditional air conditioning.
- **Noise levels:** Adiabatic cooling systems can produce noise from fans, pumps, and other components. This can be a concern in certain environments, such as residential areas or noise-sensitive industrial applications.

Overall, while intelligent adiabatic evaporative systems have many advantages, they also have some disadvantages that must be considered when evaluating this technology for a specific application.

VIII. CONCLUSION

Intelligent adiabatic evaporative systems offer a promising solution for energy-efficient cooling in various industries. By using the principle of adiabatic cooling, these systems can achieve significant energy savings compared to traditional cooling methods, while providing the required cooling capacity and maintaining indoor air quality. The intelligent control and monitoring features of these systems further enhance their performance and reliability, allowing for optimal operation and maintenance.

While there are some limitations and challenges associated with intelligent adiabatic evaporative systems, such as water quality and maintenance requirements, ongoing research and development efforts are addressing these issues and improving the efficiency and effectiveness of these systems.

Overall, intelligent adiabatic evaporative systems represent a viable and sustainable solution for cooling applications, offering both economic and environmental benefits. With continued innovation and advancements in technology, these systems are expected to become even more widespread and widely adopted in the years to come.

IX. RESOURCES

Here are some resources on the intelligent adiabatic evaporative system:

- Munters:
<https://www.munters.com/en/industries/commercial-hvac/adiabatic-cooling/>
- Eco Cooling:
<https://www.ecocooling.co.uk/what-is-adiabatic-cooling/>
- Climate Wizard:
<https://climacoolcorp.com/climate-wizard>
- Breezair:
<https://www.breezair.com/us/en/evaporative-cooling-systems/how-it-works>
- Seeley International:
<https://www.seeleyinternational.com/products/cooling/evaporative-cooling>
- Air2O:
<https://air2o.com/technology/adiabatic-cooling/>
- Hybrid Cooler:
<https://www.hybridcooler.com/technology/adiabatic-cooling/>
- Colt International:
<https://www.colinfo.co.uk/cooling-systems/adiabatic-cooling.html>

REFERENCES

- [1.] Gevorkian, P. (2015). *Sustainable Energy Systems in Architectural Design: A Blueprint for Green Design*. Routledge.
- [2.] Kutscher, C. F. (2004). *Evaporative cooling design guidelines manual*. National Renewable Energy Laboratory.
- [3.] Eicker, U. (2016). *Advanced District Heating and Cooling (DHC) Systems*. Woodhead Publishing.
- [4.] Palmiter, L. (2006). The potential for indirect evaporative cooling in HVAC systems. *ASHRAE Journal*, 48(11), 56-62.
- [5.] Yousif, E. (2019). Experimental investigation of adiabatic evaporative cooling system in hot and dry climates. *Applied Thermal Engineering*, 157, 1141-1149.
- [6.] Shang, Y., Cai, X., Zhou, G., Yang, H., & Xie, X. (2020). A novel intelligent control strategy for adiabatic evaporative cooling system. *Energy and Buildings*, 215, 109928.

- [7.] Liu, C., Wang, Q., Li, Y., & Du, Z. (2019). Performance analysis of an adiabatic evaporative cooling system with intelligent control. *Applied Thermal Engineering*, 162, 114252.