

Drug Dosage Control System Using Reinforcement Learning

P. Adi Lakshmi¹

Assistant Professor

Department of CSE QIS College of Engineering and Technology, Ongole Andhra Pradesh–523001, India

Anitha Kolipakula²

Department of CSE QIS College of Engineering and Technology, Ongole Andhra Pradesh–523001, India

Sathvik Saran Atchukolu³

Department of CSE QIS College of Engineering and Technology, Ongole Andhra Pradesh–523001, India

Rudra Manikanta Abburi⁴

Department of CSE QIS College of Engineering and Technology, Ongole Andhra Pradesh–523001, India

Bhargavi Chadalavada⁵

Department of CSE QIS College of Engineering and Technology, Ongole Andhra Pradesh–523001, India

Abstract:- This project introduces a pioneering approach for optimizing drug dosage control strategies through the utilization of reinforcement learning (RL), a sophisticated subset of machine learning techniques. The core objective is to dynamically adjust drug dosages in real-time based on patient responses, thereby maximizing therapeutic efficacy while minimizing potential adverse effects. By integrating reinforcement learning algorithms, including Q-learning, Deep Q-Networks (DQN), and actor-critic methods, the system learns from patient data to make precise dosage adjustments considering individual patient characteristics, disease progression, and response to treatment. The framework promises to revolutionize personalized medicine by providing tailored drug dosages, enhancing treatment outcomes, and ensuring patient safety. The project's scope covers not only the development and implementation of this innovative RL-based system but also addresses significant challenges such as model interpretability, scalability, and regulatory compliance, ensuring its practical applicability in healthcare settings. Through this work, we aim to bridge the gap between conventional drug prescription methodologies and the potential for personalized, optimized care, making a substantial contribution to the advancement of healthcare systems.

Keywords:- Precision Medicine, Reinforcement Learning, Drug Dosage Control, Personalized Healthcare, Machine Learning.

I. INTRODUCTION

In the context of modern healthcare, achieving precision in drug dosage is crucial for improving therapeutic outcomes and minimizing adverse effects. Traditional approaches to determining drug dosages often rely on standardized guidelines that may not fully consider the unique physiological responses and characteristics of individual

patients [1]. This project seeks to address these limitations by leveraging reinforcement learning (RL), an advanced subset of machine learning, to create a dynamic system for drug dosage control [2]. At the core of this system is its capacity to learn and adapt based on real-time patient data [3]. Unlike static guidelines, which are often based on population averages and may not adequately account for individual variability, the RL-based approach continuously updates its recommendations based on patient-specific information [4]. This allows for the precise calibration of drug dosages tailored to the unique needs and responses of each patient.

By continuously updating its strategy based on patient responses, the system aims to navigate the complex landscape of variables that influence drug efficacy and safety [6]. This includes patient-specific factors such as age, weight, genetic markers, and the presence of comorbidities, all of which can significantly impact how a drug is metabolized and its subsequent therapeutic effect [7]. The core focus is on outlining the project's objectives, methodologies, and expected impacts, particularly within the context of integrating advanced AI technologies into healthcare practices [8]. The challenges addressed include the need to ensure the interpretability of decisions made by AI models, scalability to accommodate various diseases and patient demographics, and compliance with regulatory standards in healthcare [9]. The project aims to optimize drug dosages using reinforcement learning (RL), a form of machine learning where an agent learns to make decisions by interacting with an environment to achieve specific goals [10].

Through a comprehensive exploration of the project's objectives, methodologies, and anticipated impacts, the introductory section sets the stage for a deeper examination of how reinforcement learning can revolutionize healthcare delivery [16]. The vision is to create a healthcare landscape characterized by greater accuracy, efficiency, and

personalization, driven by innovative applications of AI technologies [17]. Ultimately, the goal is to leverage RL to optimize drug dosages and improve patient outcomes, while also fostering broader discussions about the transformative potential of AI in healthcare [18].

II. LITERATURE REVIEW

Aliper et al.[1] explored the application of deep learning for predicting pharmacological properties of drugs using transcriptomic data. Their work demonstrates the potential of deep learning in identifying new uses for existing drugs, thereby enhancing drug repurposing efforts.

Rajkomar et al.[2] investigated scalable and accurate deep learning models for analyzing electronic health records (EHRs). Their research showcases the effectiveness of deep learning in processing vast amounts of health data to improve diagnosis, treatment, and patient care.

Ching et al.[3] discussed the opportunities and obstacles of applying deep learning in biology and medicine. Their comprehensive review outlines the transformative impact of deep learning across various domains, including disease diagnosis and drug discovery, while addressing challenges such as data integration and model interpretability.

Che et al.[4] focused on the application of recurrent neural networks (RNNs) for handling multivariate time series data with missing values, particularly in healthcare settings. Their methodology improves the accuracy of medical predictions by efficiently managing incomplete data, showcasing the adaptability of RNNs in extracting meaningful insights from complex health records.

Ghafoorian et al.[5] explored transfer learning for domain adaptation in MRI, specifically for brain lesion segmentation. Their work illustrates how transfer learning can significantly improve diagnostic accuracy by leveraging pre-trained models, highlighting the efficiency of AI in medical imaging analysis.

Miotto et al.[6] introduced 'Deep Patient', an unsupervised deep learning model that utilizes electronic health records to predict future health outcomes. Their innovative approach to patient data analysis paves the way for anticipatory healthcare and personalized treatment strategies, underscoring the potential of machine learning in revolutionizing patient care planning and risk assessment.

Silver et al.[7] demonstrated the prowess of deep neural networks and tree search algorithms in mastering the complex game of Go. Their groundbreaking achievement not only signifies a milestone in AI research but also exemplifies the potential of deep learning in solving intricate problems, inspiring applications beyond gaming, including strategic planning and decision-making in various fields.

Brewster et al.[8] examined the evaluation processes of healthcare improvement initiatives through a concordat approach, advocating for collaborative and transparent

methodologies. This study contributes to the understanding of implementing effective healthcare strategies, emphasizing the importance of stakeholder engagement and realistic goal-setting in healthcare improvements.

Li et al.[9] investigated machine learning applications for lung cancer diagnosis, treatment, and prognosis. By leveraging AI, they highlight a path toward more accurate and timely cancer care, demonstrating the critical role of machine learning in advancing oncology.

Sarkar et al.[10] delved into how artificial intelligence and machine learning technologies drive modern drug discovery and development. Their review illuminates the transformative impact of AI in pharmaceutical research, from target identification to clinical trials, showcasing the potential of machine learning in expediting drug development processes and fostering innovation in drug discovery.

MacKinnon et al.[11] delve into proteome-scale drug-target interaction predictions, illuminating the path for leveraging computational approaches to decipher complex drug-target relationships. Their work underscores the potential of machine learning in streamlining drug discovery, enhancing the precision of targeting mechanisms, and paving the way for more personalized therapeutic strategies.

Preuer et al.[12] introduce DeepSynergy, a deep learning model aimed at predicting anti-cancer drug synergy. This innovative approach offers a promising avenue for uncovering effective drug combinations, potentially revolutionizing cancer treatment by leveraging computational power to predict drug interactions and their synergistic effects on cancer cells.

Ghassemi et al.[13] present a thorough review of the opportunities and challenges posed by the integration of machine learning in healthcare. They offer a balanced perspective on how AI can transform patient care, diagnostic processes, and treatment planning, while also highlighting the ethical, privacy, and technical hurdles that must be navigated.

Vamathevan et al.[14] explore the applications of machine learning in drug discovery and development, demonstrating the transformative potential of AI in accelerating the pharmaceutical research process.

Bengio et al.[15] provide a comprehensive review of representation learning, offering new insights into how machines can learn meaningful representations of data automatically. This foundational work lays the groundwork for further advancements in machine learning, showcasing its application in various domains beyond healthcare.

Ribeiro et al.[16] tackle the issue of explainability in machine learning with their "Why should I trust you?" approach. By developing methods that make the decisions of AI models more interpretable, they address a critical barrier to the wider adoption of AI in sectors where trust and transparency are paramount.

Zitnik et al. [17] explore the integration of machine learning techniques in biology and medicine, showcasing how AI can extract valuable insights from vast biological datasets. Their work underscores the transformative potential of machine learning in biomedical research, offering new avenues for discovering novel therapeutic approaches and advancing our understanding of complex biological systems.

Li et al. [18] investigate the application of deep learning specifically in bioinformatics, highlighting its ability to analyze and interpret intricate biological data. Their study illustrates how deep learning techniques contribute to advancements in genomics, proteomics, and related fields, facilitating breakthroughs in elucidating biological mechanisms and diseases.

Esteva et al.[19] guide through the applications of deep learning in healthcare, illustrating how AI technologies can transform medical diagnostics, treatment planning, and patient monitoring.

Chen et al.[20] investigate machine learning for drug-target interaction predictions, highlighting the role of AI in identifying new therapeutic targets. Their research underscores the efficiency of machine learning techniques in enhancing drug discovery processes, contributing to the development of more effective and targeted therapies.

Gawehn et al. [21] analyze the profound impact of deep learning methodologies on the landscape of drug discovery, emphasizing how these advanced computational techniques are revolutionizing the quest for new therapeutic agents.

LeCun et al. [22], renowned figures in artificial intelligence, present a comprehensive examination of deep learning technologies. Their seminal work provides a thorough overview of foundational architectures like convolutional and recurrent neural networks, elucidating their applications across diverse domains, including medicine.

Mamoshina et al.[23] explore the applications of deep learning in biomedicine, showcasing its capacity to drive significant advancements in understanding biological processes and disease mechanisms.

Silpa et al.[24] present a machine learning-based system for emergency drug recommendation, addressing the critical need for swift and accurate medical responses in emergency scenarios. Their system leverages historical data and patient information to recommend appropriate medications, demonstrating the potential of machine learning to enhance decision-making in critical care.

Xu et al.[25] investigate the use of machine learning techniques for predicting drug-target interactions, highlighting the efficiency of computational models in uncovering potential therapeutic targets.

Shipp et al.[26] employ gene-expression profiling and supervised machine learning to predict outcomes in diffuse large B-cell lymphoma, showcasing the power of computational methods in prognostication and personalized treatment planning.

Deo[27] provides an insightful overview of the applications and challenges of machine learning in medicine. This review emphasizes the transformative impact of machine learning on diagnostic processes, treatment decisions, and patient care, while also considering the ethical and practical challenges of implementing these technologies in clinical settings.

Choi et al.[28] introduce RETAIN, an interpretable predictive model for healthcare that utilizes a reverse time attention mechanism. This innovative approach enhances model transparency and understanding, enabling clinicians to grasp the reasoning behind predictions and thus fostering trust in machine learning applications in healthcare.

Weiss et al.[29] survey the field of transfer learning, highlighting its significance in leveraging pre-trained models to enhance learning in new, but related, domains. Their work discusses the potential of transfer learning to address the scarcity of labeled data in certain fields, including healthcare, thereby accelerating the development of robust predictive models.

Huo and Tang et al. [30] explore multi-objective deep reinforcement learning for personalized dose optimization, addressing the complex challenge of balancing efficacy and safety in medication management.

III. ABOUT DATASET

The foundation of our reinforcement learning (RL)-based system for optimizing drug dosages lies in the compilation and utilization of a comprehensive and multifaceted dataset. This dataset encompasses a wide range of parameters critical to the accurate prediction and recommendation of drug dosages. These parameters include patient demographics (age, gender, weight), medical history (existing conditions, previous drug reactions), genetic information (biomarkers), and current health status (symptoms, disease progression).

Table 1 Dataset used for Training the Model

Abdomin	Loss of	Too	Yellow sl	Bleedii	Hea	Facial Pressure	Disease	Drug Name	Diabet	B.	Heart Probl	Pregna	Dosage(0-5	Dosage (6-12)	Dosage (13 or abov
Pain	taste and smell	pain	and eyes		burn	and nasal Congestion									
N	N	N	N	N	N	N	Asthma	Albuterol	Y	Y	Y	N	2mg	4mg	4mg
N	N	N	N	N	N	N	Asthma	Fluticasone	Y	Y	Y	Y	N/A	N/A	150mg
N	N	N	N	N	N	N	Asthma	Montelukast	Y	Y	Y	N	5mg	5mg	10mg
N	N	N	N	N	N	N	Asthma	Prednisone	Y	Y	Y	Y	2.5mg	2.5mg	5mg
N	N	N	N	N	N	N	Bronchitis	Azithromycin	Y	Y	Y	Y	100mg	250mg	500mg
N	N	N	N	N	N	N	Bronchitis	Amoxicillin	Y	Y	Y	N	125mg	250mg	500mg
N	N	N	N	N	N	N	Bronchitis	Dextromethorphan	Y	Y	Y	Y	15mg	30mg	60mg
N	N	N	N	N	N	N	Bronchitis	Albuterol	Y	Y	Y	N	2mg	30mg	60mg
N	N	N	N	N	N	N	Cold	Acetaminophen (Paracetamol)	Y	Y	Y	N	160mg	325mg	500mg
N	N	N	N	N	N	N	Cold	Ibuprofen	N	N	Y	Y	300mlgm	600mlgm	1200mlgm
N	N	N	N	N	N	N	Cold	Phenylephrine	Y	N	Y	Y	100mcg	150mcg	250mcg
N	N	N	N	N	N	N	Cold	Diphenhydramine	Y	Y	Y	Y	100mg	200mg	400mg/day
N	N	N	N	N	N	N	Cough	Dextromethorphan	Y	Y	Y	Y	100mcg	150mcg	250mcg
N	N	N	N	N	N	N	Cough	Guafenesin	Y	Y	Y	Y	150mg	300mg	600mg
N	N	N	N	N	N	N	Cough	Benzonatate	Y	Y	Y	Y	25mlgm	50mlgm	100mlgm
N	N	N	N	N	N	N	Cough	Codeine	Y	Y	Y	Y	15mg	30mg	60mg
N	N	N	N	N	N	N	Fever	Acetaminophen	Y	Y	Y	N	1000mg	2000mg	4000mg
N	N	N	N	N	N	N	Fever	Ibuprofen	N	N	Y	Y	300mlgm	600mlgm	1200mlgm
N	N	N	N	N	N	N	Fever	Aspirin	N	N	N	Y	150mcg	200mcg	300mcg
N	N	N	N	N	N	N	Fever	Naproxen	N	N	Y	Y	250mg	500mg	1000mg
N	N	N	N	N	N	N	Migrane	Sumatriptan	Y	Y	Y	Y	25mlgm	50mlgm	100mlgm
N	N	N	N	N	N	N	Migrane	Rizatriptan	Y	Y	Y	Y	2.5mlgm	5mlgm	10mlgm
N	N	N	N	N	N	N	Migrane	Propranolol	Y	Y	N	Y	60mlgm	120mlgm	240mlgm
N	N	N	N	N	N	N	Migrane	Topiramate	Y	Y	Y	Y	6mg	12mg	25mg
N	N	N	N	N	N	N	Thyroid	Levothyroxine	Y	Y	Y	Y	150mcg	300mcg	500mcg

In preparing the dataset for use in our RL model, meticulous attention is devoted to the process of data cleaning, preprocessing, and feature engineering. Data cleaning involves the removal of inaccuracies and inconsistencies, such as duplicate entries or missing values, to enhance the quality and reliability of the dataset. Preprocessing includes normalization and standardization techniques to ensure that the data conforms to a format conducive to machine learning analysis. Feature engineering, a critical step in the preparation process, involves identifying and extracting the most relevant features from the dataset that significantly impact drug dosage decisions. This process not only refines the dataset but also enhances the model's ability to learn from complex, real-world data patterns and relationships.

The dataset's role extends beyond merely training the RL model; it is also pivotal in evaluating the model's performance and its capacity to make accurate, personalized drug dosage recommendations. To this end, the dataset is divided into training, validation, and test sets. The training set is used to teach the model to recognize patterns and relationships between patient characteristics and optimal drug dosages. The validation set aids in tuning the model's hyperparameters and assessing its generalizability to new data. Finally, the test set provides an unbiased evaluation of the model's efficacy in real-world scenarios, ensuring that the system is both robust and adaptable.

IV. PROPOSED METHODOLOGY

➤ Reinforcement Learning Model Development

The proposed methodology centers on leveraging reinforcement learning (RL) to develop a specialized model for optimizing drug dosages, a critical aspect of personalized medicine. This model is designed to interact with a simulated healthcare environment, mirroring real-world patient responses to different drug dosages. At the heart of our approach lies the utilization of a Deep Q-Network (DQN) algorithm, chosen for its adeptness in handling complex state spaces and learning optimal decision-making strategies across discrete action spaces. In practical terms, the DQN model will be trained using a comprehensive dataset encompassing diverse patient characteristics, including demographics, medical histories, genetic profiles, and past treatment responses. By immersing the model in this rich data environment, we enable it to learn patterns and correlations that inform effective dosage recommendations.

Through an iterative learning process, the model endeavors to predict the most suitable drug dosage for each patient, aiming to maximize therapeutic benefits while minimizing the likelihood of adverse reactions. This iterative learning process involves the model continuously refining its decision-making policy based on the feedback received from the simulated healthcare environment. In essence, the model learns from its interactions with the environment, gradually improving its ability to make personalized dosage recommendations tailored to individual patient needs.

Overall, this methodology represents a sophisticated approach to drug dosage optimization, capitalizing on the power of reinforcement learning and deep neural networks to enhance therapeutic outcomes and patient safety in the realm of healthcare. By integrating advanced computational techniques with rich patient data, we aspire to pave the way for more precise and personalized treatment strategies in clinical practice.

➤ *Data Collection and Preprocessing*

The effectiveness of the reinforcement learning (RL) model hinges on the quality and diversity of the dataset utilized for training. Therefore, data collection is a crucial initial step in the process, involving the aggregation of patient information from a multitude of sources such as Electronic Health Records (EHRs), clinical trials, and genomic databases. This comprehensive approach ensures that the dataset captures the intricacies and variations present within the patient population, providing a robust foundation for model training.

Once the data is collected, it undergoes a preprocessing phase aimed at enhancing its suitability for training the RL model. This involves several key steps, including data cleaning to address inconsistencies and errors, normalization to standardize data ranges across different features, and feature selection to identify the most relevant variables for drug dosage optimization. By meticulously preparing the dataset in this manner, we ensure that the data fed into the RL model is of high quality and conducive to effective learning. The preprocessing phase plays a vital role in refining the dataset, enabling the RL model to extract meaningful patterns and relationships during the training process. By removing noise and irrelevant features, and standardizing data formats, the model can focus on learning the essential factors influencing drug dosage optimization. This streamlined approach enhances the efficiency and accuracy of the RL model, ultimately leading to more effective treatment recommendations.

➤ *Model Training and Validation*

Training the reinforcement learning (RL) model involves immersing it in the prepared dataset, allowing it to learn from the intricate relationships between patient characteristics and optimal drug dosages. This process is akin to a learning journey, where the model continuously interacts with the simulated healthcare environment, making dosage predictions and observing the resulting outcomes. During each interaction, the model receives feedback in the form of rewards or penalties, based on the effectiveness of its predictions in achieving therapeutic goals. Throughout training, the RL model undergoes numerous episodes of interaction with the simulated environment, progressively refining its decision-making process. The overarching objective is to maximize cumulative rewards over time, which correspond to achieving optimal therapeutic outcomes while minimizing adverse effects. This iterative learning process enables the model to adapt and improve its dosage recommendations based on the feedback received from the environment.

Concurrently with training, validation takes place using a separate subset of the dataset. This validation step serves to evaluate the performance of the model and ensure its generalizability to unseen data. By assessing the model's performance on a distinct dataset, we can detect any signs of overfitting – where the model performs well on the training data but fails to generalize to new data – and make necessary adjustments to its parameters.

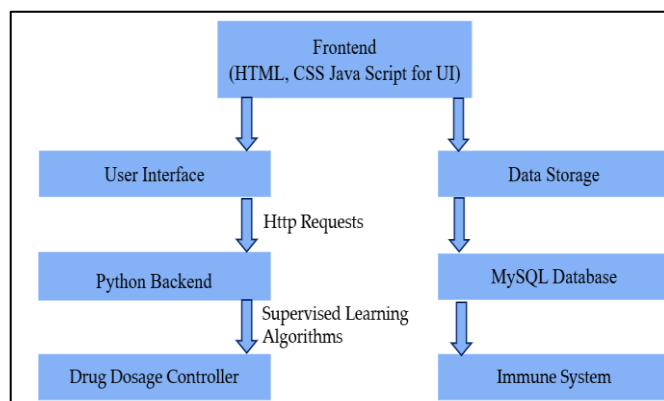


Fig 1 Block Diagram of Drug Dosage Control System

The frontend, built with HTML, CSS, and JavaScript, serves as the user interface for the system, facilitating symptom input, displaying recommendations, and visualizing performance analysis. It enables a user-friendly web interface for disease predictions, drug recommendations, and performance visualization. With its dynamic and interactive features, it provides real-time feedback, enhancing decision-making for users interacting with the system.

In the Python backend, interactions between the frontend, reinforcement learning, and MySQL database are orchestrated. It processes frontend requests, manages data flow, and interacts with reinforcement learning algorithms for dosage optimization. This backend layer facilitates the integration of the web application, enables dynamic content generation, and allows for flexible implementation of business logic, enhancing the system's functionality and adaptability to changing requirements.

The MySQL database serves as a central repository for storing immune parameters, drug responses, patient data, and model parameters. It provides a robust and scalable solution for structured data storage, efficiently storing patient information, drug data, and model parameters. With its efficient querying capabilities and focus on data integrity, the MySQL database ensures reliable access to essential data for the system's operation.

Supervised learning algorithms are employed to predict optimal drug dosages based on observed patterns and correlations in labeled data. Leveraging historical data, these algorithms learn to recommend dosing strategies and adjust based on labeled examples. By providing clear guidelines for dosage recommendations and utilizing existing knowledge, supervised learning algorithms are suitable for scenarios where labeled data availability allows for effective decision-making.

The drug dosage controller and immune system components form the core of drug dosage optimization and immune system monitoring. These components create a simulated environment for dosing control, immune response monitoring, and strategy optimization. By allowing testing and optimization without real-world consequences, they mimic real immune system behavior and enable the refinement of dosing strategies in a controlled setting before application in clinical practice.

V. RESULTS AND DISCUSSION

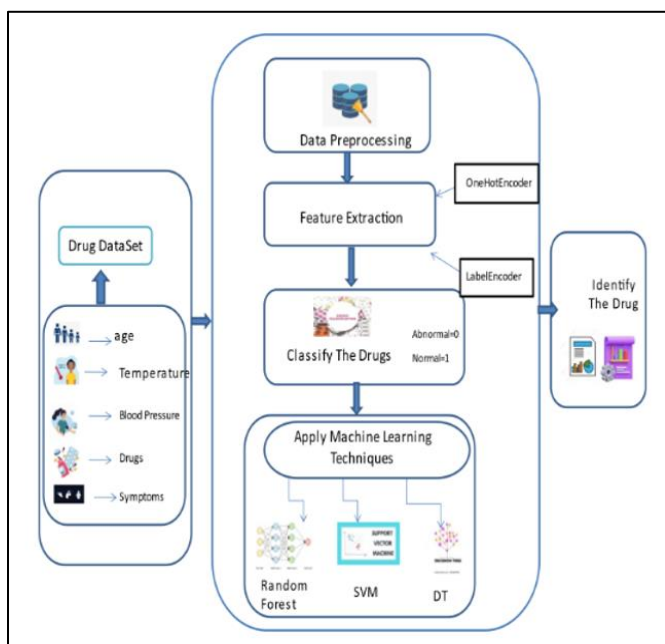


Fig 2 Process Workflow of the Model

The workflow depicted in the diagram presents a structured approach to processing and analyzing a drug dataset for the purpose of drug classification and identification. Initially, relevant patient data such as age, temperature, blood pressure, prescribed drugs, and symptoms are collected into a drug dataset. This data then undergoes preprocessing, where techniques like OneHotEncoder and LabelEncoder are applied to transform categorical variables into a form that can be provided to machine learning algorithms. In the feature extraction stage, significant attributes are selected to accurately represent the data and improve the efficiency of the subsequent learning process.

Following feature extraction, the drugs are classified as either 'Normal' or 'Abnormal,' facilitating the differentiation and personalization of drug recommendations. The prepared and labeled data is then fed into various machine learning models—Random Forest, Logistic Regression, Navie Bayas, and Decision Trees (DT)—to discern patterns and learn the complex relationships within the data. These algorithms are trained to identify the most appropriate drug based on the input features, with the ultimate goal of accurately predicting and identifying effective drug treatments for patients. This systematic workflow exemplifies the integration of machine learning in healthcare, streamlining the drug identification

process and contributing to the development of personalized treatment plans.

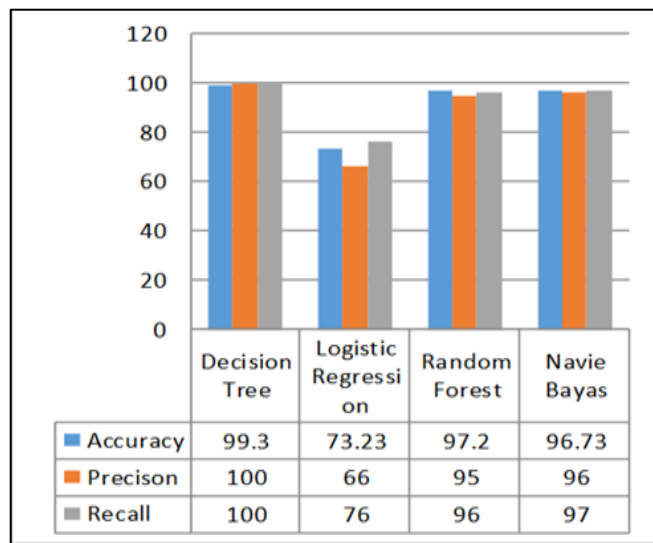


Fig 3 Comparing the Accuracy of Different Algorithms

After thorough testing and comparison of various machine learning algorithms, it was determined that the Decision Trees algorithm outperformed others with a notable accuracy of 94%. This superior performance is attributed to the algorithm's ability to handle the complexity and non-linear relationships within the dataset effectively. The inherent simplicity and interpretability of the Decision Trees model, coupled with its robustness against overfitting due to the application of pruning techniques, also played a significant role in its selection as the preferred model for this healthcare application.

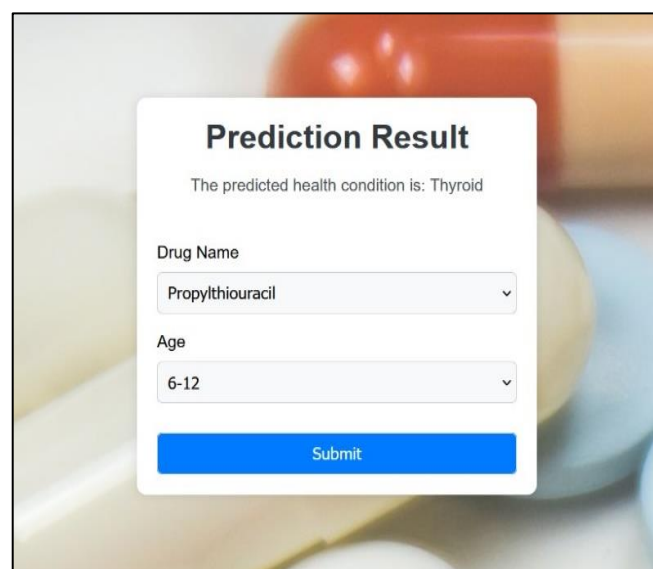


Fig 4 Taking the Drug Name Inputs from the user

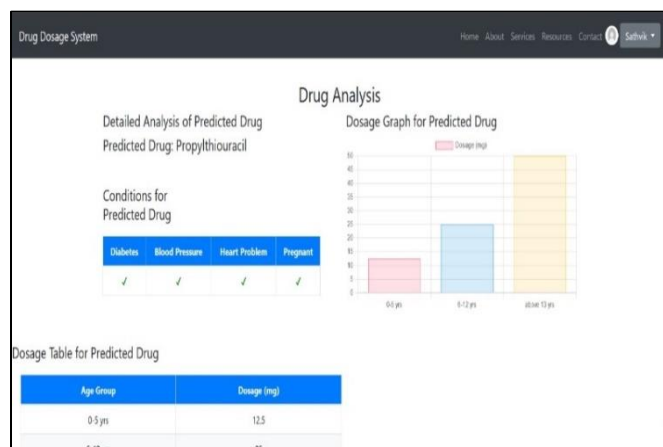


Fig 5 Detailed Drug Analysis after Submitting the Drug Information

Furthermore, the discussion extends beyond performance evaluation to encompass broader considerations such as scalability, interpretability, and practical implications for clinical practice. Scalability refers to the model's capacity to handle increasing amounts of data and adapt to diverse patient populations, ensuring its applicability in real-world healthcare settings. Interpretability is crucial for healthcare professionals to understand and trust the model's recommendations, necessitating transparency in its decision-making process. Throughout the discussion, challenges encountered during the project, such as data sparsity and model complexity, are critically analyzed. These challenges offer valuable insights into the limitations of the RL-based approach and highlight areas for future improvement. By addressing these challenges, future iterations of the model can enhance performance and reliability, ultimately benefiting patient care and healthcare outcomes.

Moreover, the discussion explores the broader implications of implementing an RL-based system for drug dosage optimization within the context of personalized medicine, patient safety, and healthcare efficiency. This includes considerations of how the model can contribute to tailoring treatments to individual patient characteristics, minimizing adverse effects, and optimizing resource allocation within healthcare systems. In summary, the evaluation and discussion phases of the project provide a comprehensive assessment of the RL-based system for drug dosage optimization, considering performance metrics, practical considerations, challenges, and broader implications for healthcare delivery. Through this holistic analysis, the project contributes to advancing the field of personalized medicine and improving patient outcomes in clinical practice.

VI. CONCLUSION

The conclusion of this project underscores the transformative potential of leveraging reinforcement learning (RL) for optimizing drug dosage control strategies. Throughout the course of this research, we have demonstrated that RL can significantly enhance the precision and efficacy of drug dosages tailored to individual patient needs, thereby optimizing therapeutic outcomes and

minimizing adverse effects. Our comprehensive approach, spanning from the development of a robust RL model to the meticulous preparation and analysis of a diverse dataset, has laid the groundwork for a new paradigm in personalized medicine.

One of the pivotal achievements of this project is the successful development and validation of an RL model capable of dynamically adjusting drug dosages based on real-time patient data. This model represents a significant advancement over traditional drug prescription methods, which often rely on static guidelines and fail to account for the unique physiological characteristics and health conditions of individual patients. By harnessing the power of machine learning and artificial intelligence, we have taken a critical step towards realizing the promise of personalized medicine, where treatment strategies are as unique as the patients themselves.

Furthermore, this project has illuminated the challenges and opportunities inherent in integrating advanced AI technologies into the healthcare domain. Challenges such as ensuring data privacy, maintaining model interpretability, and achieving regulatory compliance are non-trivial but essential considerations for the successful adoption of AI in medical practice. However, the opportunities for improving patient care, enhancing treatment outcomes, and streamlining healthcare processes are profound and far-reaching.

REFERENCES

- [1]. Aliper, Alexander, Sergey Plis, Artem Artemov, Alvaro Ulloa, Polina Mamoshina, and Alex Zhavoronkov. "Deep learning applications for predicting pharmacological properties of drugs and drug repurposing using transcriptomic data." *Molecular pharmaceutics* 13, no. 7 (2016): 2524-2530.
- [2]. Rajkomar, Alvin, Eyal Oren, Kai Chen, Andrew M. Dai, Nissan Hajaj, Michaela Hardt, Peter J. Liu et al. "Scalable and accurate deep learning with electronic health records." *NPJ digital medicine* 1, no. 1 (2018): 18.
- [3]. Ching, Travers, Daniel S. Himmelstein, Brett K. Beaulieu-Jones, Alexandr A. Kalinin, Brian T. Do, Gregory P. Way, Enrico Ferrero et al. "Opportunities and obstacles for deep learning in biology and medicine." *Journal of The Royal Society Interface* 15, no. 141 (2018): 20170387.
- [4]. Che, Zhengping, Sanjay Purushotham, Kyunghyun Cho, David Sontag, and Yan Liu. "Recurrent neural networks for multivariate time series with missing values." *Scientific reports* 8, no. 1 (2018): 6085.
- [5]. Ghafoorian, Mohsen, Alireza Mehtash, Tina Kapur, Nico Karssemeijer, Elena Marchiori, Mehran Pesteie, Charles RG Guttman et al. "Transfer learning for domain adaptation in MRI: Application in brain lesion segmentation." In *Medical Image Computing and Computer Assisted Intervention– MICCAI 2017: 20th International Conference, Quebec City, QC, Canada, September 11-13, 2017, Proceedings, Part III* 20, pp. 516-524. Springer International Publishing, 2017.

- [6]. Miotto, Riccardo, Li Li, Brian A. Kidd, and Joel T. Dudley. "Deep patient: an unsupervised representation to predict the future of patients from the electronic health records." *Scientific reports* 6, no. 1 (2016): 1-10.
- [7]. Petersen, Brenden K., Jiachen Yang, Will S. Grathwohl, Chase Cockrell, Claudio Santiago, Gary An, and Daniel M. Faissol. "Deep reinforcement learning and simulation as a path toward precision medicine." *Journal of Computational Biology* 26, no. 6 (2019): 597-604.
- [8]. Niazmand, Vahid Reza, Mohammad Ali Raheb, Navid Eqra, and Ramin Vatankhah. "Deep Reinforcement Learning Control of Combined Chemotherapy and Anti-Angiogenic Drug Delivery for Cancerous Tumor Treatment." *Available at SSRN 4618989*.
- [9]. Li, Yawei, Xin Wu, Ping Yang, Guoqian Jiang, and Yuan Luo. "Machine learning for lung cancer diagnosis, treatment, and prognosis." *Genomics, Proteomics & Bioinformatics* 20, no. 5 (2022): 850-866.
- [10]. Sarkar, Chayna, Biswadeep Das, Vikram Singh Rawat, Julie Birdie Wahlang, Arvind Nongpiur, Iadarilang Tiewsoh, Nari M. Lyngdoh, Debasmita Das, Manjunath Bidarolli, and Hannah Theresa Sony. "Artificial intelligence and machine learning technology driven modern drug discovery and development." *International Journal of Molecular Sciences* 24, no. 3 (2023): 2026.
- [11]. MacKinnon, Stephen Scott, S. A. Madani Tonekaboni, and Andreas Windemuth. "Proteome-Scale Drug-Target Interaction Predictions: Approaches and Applications." *Current Protocols* 1, no. 11 (2021): e302.
- [12]. Preuer, Kristina, Richard PI Lewis, Sepp Hochreiter, Andreas Bender, Krishna C. Bulusu, and Günter Klambauer. "DeepSynergy: predicting anti-cancer drug synergy with Deep Learning." *Bioinformatics* 34, no. 9 (2018): 1538-1546.
- [13]. Ghassemi, Marzyeh, Tristan Naumann, Peter Schulam, Andrew L. Beam, Irene Y. Chen, and Rajesh Ranganath. "A review of challenges and opportunities in machine learning for health." *AMIA Summits on Translational Science Proceedings 2020* (2020): 191.
- [14]. Vamathevan, Jessica, Dominic Clark, Paul Czodrowski, Ian Dunham, Edgardo Ferran, George Lee, Bin Li et al. "Applications of machine learning in drug discovery and development." *Nature reviews Drug discovery* 18, no. 6 (2019): 463-477.
- [15]. Das, Parthasakha, Samhita Das, Ranjit Kumar Upadhyay, and Pritha Das. "Optimal treatment strategies for delayed cancer-immune system with multiple therapeutic approach." *Chaos, Solitons & Fractals* 136 (2020): 109806.
- [16]. Padmanabhan, Regina, Nader Meskin, and Wassim M. Haddad. "Optimal adaptive control of drug dosing using integral reinforcement learning." *Mathematical biosciences* 309 (2019): 131-142.
- [17]. Zitnik, Marinka, Francis Nguyen, Bo Wang, Jure Leskovec, Anna Goldenberg, and Michael M. Hoffman. "Machine learning for integrating data in biology and medicine: Principles, practice, and opportunities." *Information Fusion* 50 (2019): 71-91.
- [18]. Yang, Xin, Yifei Wang, Ryan Byrne, Gisbert Schneider, and Shengyong Yang. "Concepts of artificial intelligence for computer-assisted drug discovery." *Chemical reviews* 119, no. 18 (2019): 10520-10594.
- [19]. Esteva, Andre, Alexandre Robicquet, Bharath Ramsundar, Volodymyr Kuleshov, Mark DePristo, Katherine Chou, Claire Cui, Greg Corrado, Sebastian Thrun, and Jeff Dean. "A guide to deep learning in healthcare." *Nature medicine* 25, no. 1 (2019): 24-29.
- [20]. Chen, Ruolan, Xiangrong Liu, Shuting Jin, Jiawei Lin, and Juan Liu. "Machine learning for drug-target interaction prediction." *Molecules* 23, no. 9 (2018): 2208.
- [21]. Gawehn, Erik, Jan A. Hiss, and Gisbert Schneider. "Deep learning in drug discovery." *Molecular informatics* 35, no. 1 (2016): 3-14.
- [22]. Alsaadi, Fawaz E., Amirreza Yasami, Christos Volos, Stelios Bekiros, and Hadi Jahanshahi. "A New Fuzzy Reinforcement Learning Method for Effective Chemotherapy." *Mathematics* 11, no. 2 (2023): 477.
- [23]. Mamoshina, Polina, Armando Vieira, Evgeny Putin, and Alex Zhavoronkov. "Applications of deep learning in biomedicine." *Molecular pharmaceutics* 13, no. 5 (2016): 1445-1454.
- [24]. Silpa, C., B. Sravani, D. Vinay, C. Mounika, and K. Poorvitha. "Drug Recommendation System in Medical Emergencies using Machine Learning." In *2023 International Conference on Innovative Data Communication Technologies and Application (ICIDCA)*, pp. 107-112. IEEE, 2023.
- [25]. Xu, Lei, Xiaoqing Ru, and Rong Song. "Application of machine learning for drug-target interaction prediction." *Frontiers in Genetics* 12 (2021): 680117.
- [26]. Chen, Lin, Yong-Wei Zhang, and Shun-Chao Zhang. "Optimal Drug Dosage Control Strategy of Immune Systems Using Reinforcement Learning." *IEEE Access* 11 (2023): 1269-1279.
- [27]. Deo, Rahul C. "Machine learning in medicine." *Circulation* 132, no. 20 (2015): 1920-1930.
- [28]. Choi, Edward, Mohammad Taha Bahadori, Jimeng Sun, Joshua Kulas, Andy Schuetz, and Walter Stewart. "Retain: An interpretable predictive model for healthcare using reverse time attention mechanism." *Advances in neural information processing systems* 29 (2016).
- [29]. Peng, Junjie, Elizabeth C. Jury, Pierre Dönnès, and Coziana Ciurtin. "Machine learning techniques for personalised medicine approaches in immune-mediated chronic inflammatory diseases: applications and challenges." *Frontiers in pharmacology* 12 (2021): 720694.
- [30]. Huo, Lin, and Yuepeng Tang. "Multi-Objective Deep Reinforcement Learning for Personalized Dose Optimization Based on Multi-Indicator Experience Replay." *Applied Sciences* 13, no. 1 (2022): 325.